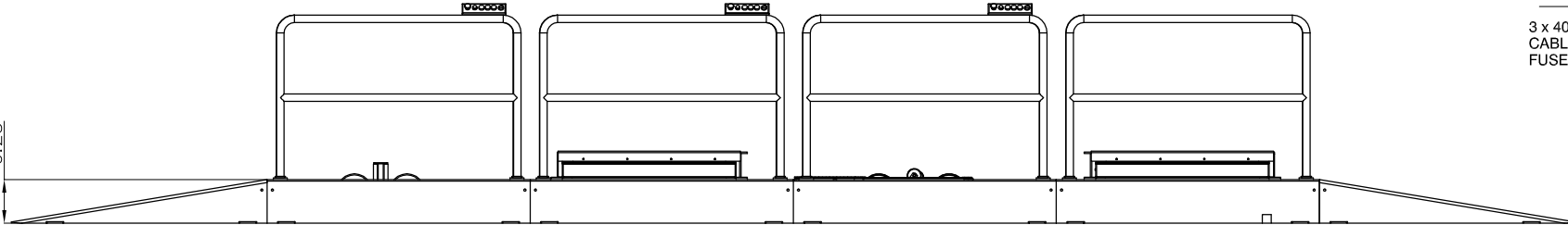


ACOMETIDA  
POWER SUPPLY

3 x 400V + N + PE	3 x 230V + PE
CABLE: 5 x 2.5 mm <sup>2</sup>	CABLE: 4 x 2.5 mm <sup>2</sup>
FUSE: 16A Curve D	FUSE: 20A Curve D

DEJAR SOBRENTE DE 1m  
1m OVERHANG

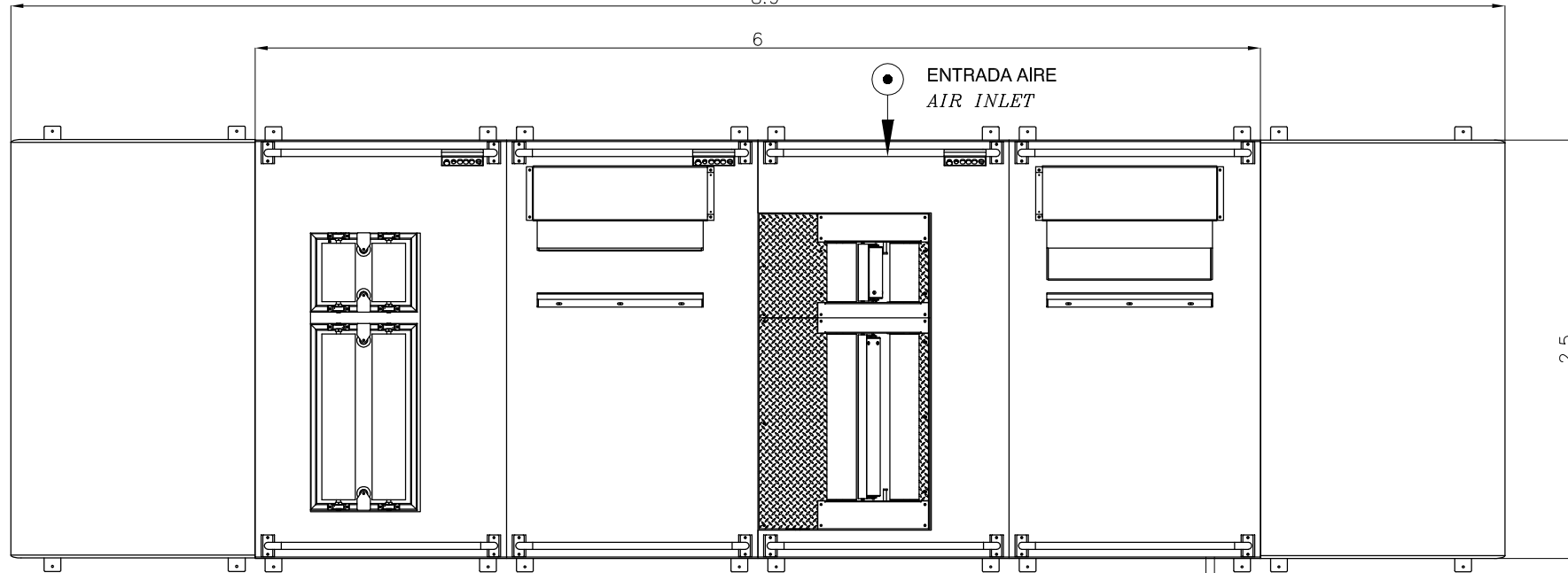
0.25



8.9

6

ENTRADA AIRE  
AIR INLET



2.5

DIRECCIÓN DE PRUEBA  
TESTING DIRECTION



TRAYECTORIA A CONSOLA PROPUESTA Ø50 mm  
CONDUIT TO CONSOLE PROPOSAL Ø50 mm

CONSOLA  
CONSOLE


ACOMETIDA  
POWER SUPPLY

VTEQ 1200 (Brak 1011-Brak 1012-Sped 1011-Sped 1012)

SCALE

Ramp Line

1:40



	NAME	DATE	NUMBER DRAWING:	VER.
DRAWN:	M.Félez	11/07/13	D12-V11005	0
CHECKED:	LLG	15/07/13		

COTAS EN METROS  
DIMENSIONS IN METERS